

By EFTCG

NORDIC C E I L I N G N O R D I C

NORDIC PREMIUM METAL CEILINGS LAY-ON SYSTEM DATASHEET

Technical Info:

Product	: galvanised steel
Sizes	: 600x600mm, 300x600mm, 600x1200mm std
Thickness	: 0.50 - 0.70 mm
Surface	: electrostatic powder coated
Perforation	: none or \varnothing 1.8-2.5mm hole diameter with 10-50-100mm bordure
Suspension sys	: hot dip galvanised steel, black
Edge detail	: 20-30mm up-turns, as specified
Fire Resistance	: class A as steel
Color	: RAL 9016, standard white

Specification:


Lay-on system, also called as "exposed" is formed by allowing ceiling tiles lean on T15/24 as tees are visible but there is a shadow effect. All tiles are demountable manually without any special tool so that the system enables fast and easy access to the ceiling void.

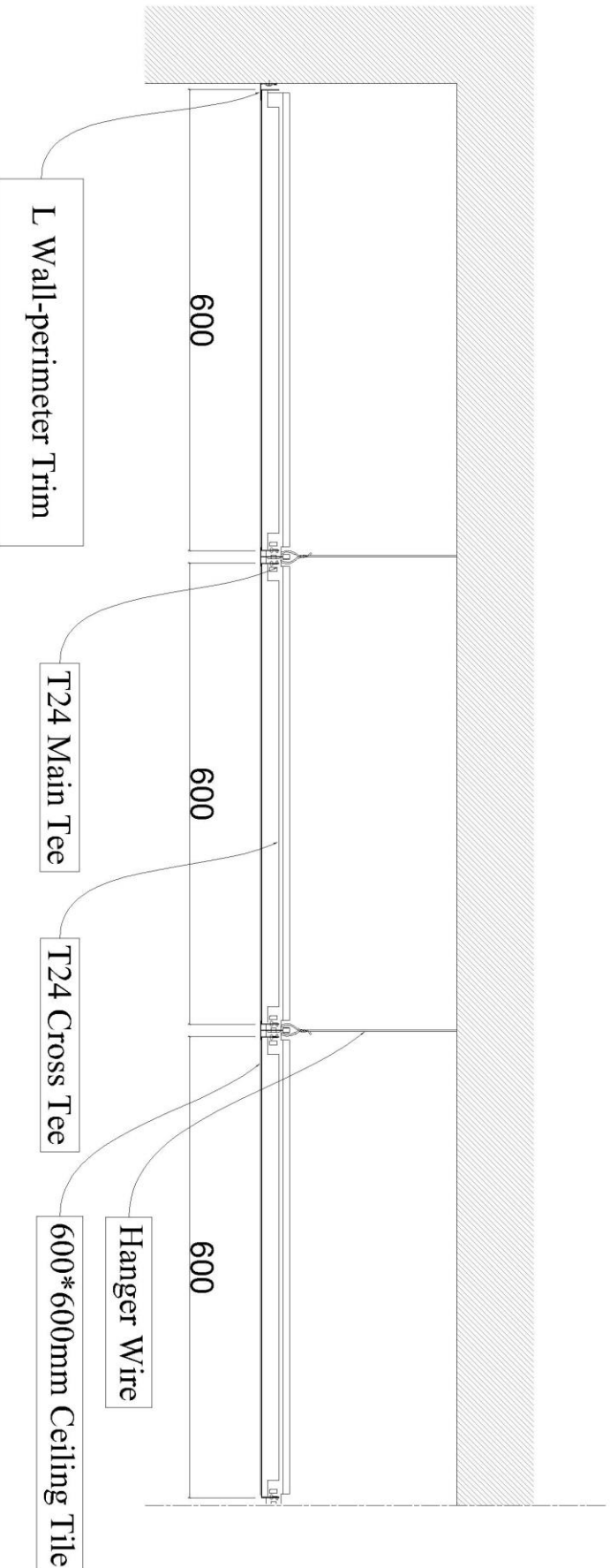
VISUAL



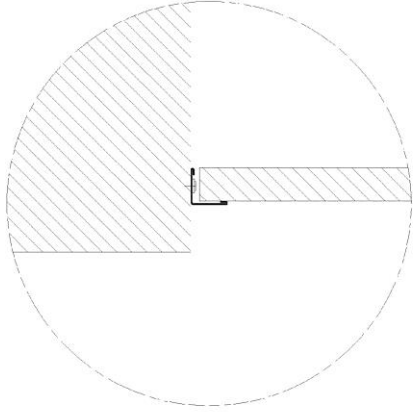
TECHNICAL DRAWINGS

**LAY-ON SYSTEM EXPOSED
STANDARD LAYOUT
600*600mm.**

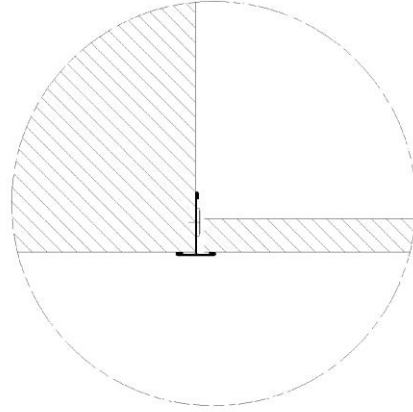




SECTION



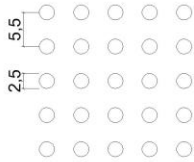
'L' Wall-perimeter Trim



'T' Wall-perimeter Trim

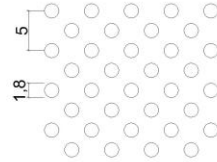
PERFORATIONS

full 2.5 mm perf.



Hole Diameter : \varnothing 2.5 mm.
Axis (center to center) : 5.5 mm. , 90°
Perforation : Regular

full diagonal 1.8 mm perf.



Hole Diameter : \varnothing 1.8 mm.
Axis (center to center) : 5 mm. , 45°
Perforation : Diagonal

